



STUDENT ACTIVITY PACK

**Online interactions: Raising awareness about
sexual extortion**

Content Warning: The content in this lesson plan discusses online abuse including topics such as sexual extortion, online blackmail and image-based abuse. If you feel the information is distressing in any way, please let your teacher know. Some of the content may be confronting, so talk with your teacher about support or report options.



LEARNING GOALS

To provide students with practical skills, prompt thought and consideration towards online interactions and issues surrounding sexual extortion.

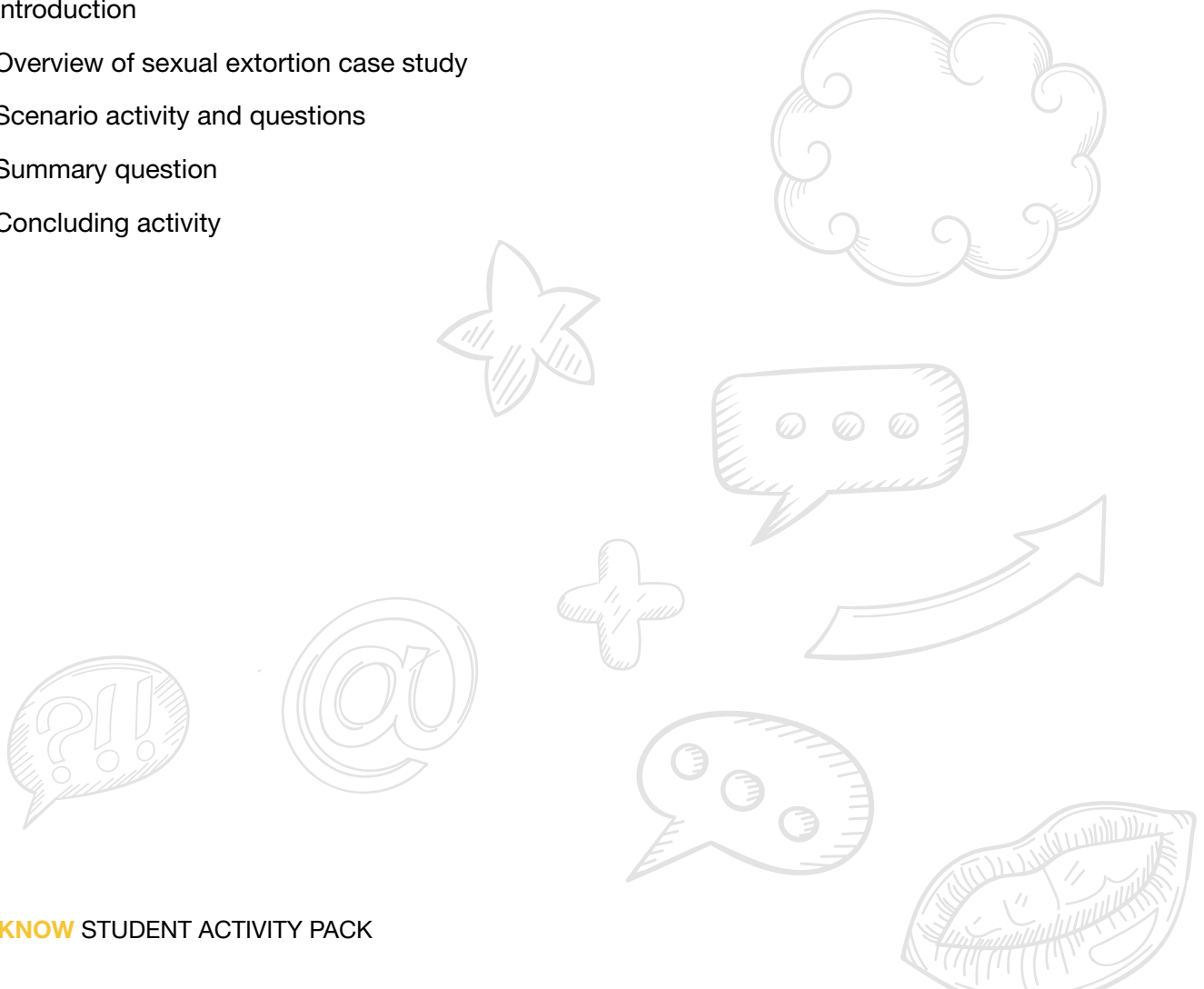
- 1 Students will be able to recognise suspicious behaviour online.
- 2 Students will be able to identify the tactics that online child sex offenders may use to obtain information from young people.
- 3 Students will know what to do if they are unsure about online interactions and/or if something has gone wrong.

TIME


Approximately 30 minutes

LESSON PLAN SEQUENCE

- 1 Introduction
- 2 Overview of sexual extortion case study
- 3 Scenario activity and questions
- 4 Summary question
- 5 Concluding activity



1. INTRODUCTION



INTRODUCTORY INFORMATION

Sexual extortion is a serious form of online blackmail where a perpetrator threatens to reveal a person's personal sexual images, unless they give into their demands. It is also considered to be a form of image-based abuse.

It is important to know that an offence has been committed as soon as someone asks a young person to produce and send a single explicit image/video. In Australia, laws exist to protect children and young people from harm online.

Fear, shame, manipulation and coercion keep the crime going and are how offenders can make victims feel like there is no escape in this situation. Victims often feel that they have done something wrong and will be punished if they seek help.

One of the worst things that can occur in these situations is that a young person feels trapped in a cycle of sexual extortion, and feels that they are too far into the situation to seek help. It is important for young people to know that it is never too late to seek help, and that they are not to blame for the situation they are in.

NOTE TO STUDENTS

Have a think about your online interactions. If you are meeting new people online, do you always try to verify they are who they say they are? What are some ways that you can verify this?

There is no need to share your answers, but we are going to go through a scenario and look at some of the ways people try to manipulate others online and come up with some ways to help us think about how to be critical of our online interactions.


THINKUKNOW'S TIPS

- 1 Keep an eye out for suspicious users who add/follow you on social media.
- 2 Avoid accepting unknown friend requests/followers and keep your friend list to people you know offline.
- 3 Check and maintain your privacy settings regularly.
- 4 Research and verify any offer you receive on social media before sending content.
- 5 Always seek help if you need, nothing is so bad you can't tell someone about it.





DID YOU KNOW?



A literature review¹ commissioned by the Australian Centre to Counter Child Exploitation explores online safety. It suggests that the most common negative experience young people go through online is unwanted contact and content². Young women are more likely to experience unwanted contact/content, with 15% of girls aged 15-17 years having experienced image-based abuse³.

By 14 years old, the majority of young people have complete independence online (>80%)⁴.

The percentage of young people using messaging apps significantly increases among 12-15 year olds (54%), as well as the percentage of those in this age group using and posting on social media (42%)⁵.

1 https://www.accce.gov.au/_data/assets/pdf_file/0018/60246/ACCCE_Research-Report_OCE.pdf

2 <https://www.esafety.gov.au/sites/default/files/2019-10/State%20of%20Play%20-%20Youth%20kids%20and%20digital%20 dangers.pdf>

3 Ibid

4 https://www.accce.gov.au/_data/assets/pdf_file/0018/60246/ACCCE_Research-Report_OCE.pdf

5 Ibid

2. OVERVIEW OF SEXUAL EXTORTION CASE STUDY

HOW DO WE KNOW WHO WE ARE COMMUNICATING WITH ONLINE?

Now we are going to listen to a case study about someone who was contacted online by another user while on an image sharing social media app.


The victim in this case study was approached by someone operating fake online accounts to convince her to send images of herself. As you will hear, it started off as a seemingly legitimate interaction but quickly escalated into something more.

This is a real case study based on a police report to the Australian Centre to Counter Child Exploitation.

As you watch the video, think about the tactics used by the offender and the ways they manipulated the victim to send images.



Access the video here: <https://youtu.be/rVoo5elre1M>



3. SCENARIO ACTIVITY AND QUESTIONS

After watching the video, please answer the below questions.



Question: *In your own words, briefly outline what happened in the video case study*

Answer:

Question: *What might the law say about the person who requested the images?*

Answer:

Question: *What did the offender say to try and manipulate the young person to get images?*

Answer:

Question: *What was the offender's attitude once they were turned down?*

Answer:

Question: *What did the young person do that helped her overcome the situation?*

Answer:

Question: *What are some ways that you can verify other users who approach you online?*

Answer:

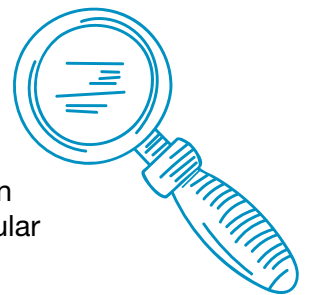
KEY SAFETY MESSAGES

- 1 It important to remember that this can happen to anyone, children, young people and adults.
- 2 Sometimes things can get out of hand, and it's important to know that if you ever find yourself in this type of situation you're not to blame.
- 3 Remember there is always help to get out of these situations. You are not alone.




4. SUMMARY QUESTION

After you have completed the case study scenario questions, write down how you would respond to an unsolicited request from a company representative on social media offering you the opportunity to be a brand ambassador for a popular clothing company.



5. CONCLUDING ACTIVITY

It is important to surround ourselves with the right support, especially if things don't go to plan. As we have just seen in the above case study, the victim was able to reach out to trusted adults who helped her to manage the situation and seek help. Now think of who may be in your support network if you were unsure about an online interaction, or something was troubling you online. This includes trusted adults and support services.



You do not have to share this answer with your teacher if you are not comfortable, but it is important to start thinking about who you may go to for help.

Assessment

If your teacher requires, send your case scenario answers back to your teacher. They just want to make sure you are thinking about these things when interacting with others online and can offer further advice if you need it.

HELP AND SUPPORT



Online child sexual exploitation, including grooming and extortion, can be reported to the **Australian Centre to Counter Child Exploitation**.

The **ThinkUKnow** website has information and resources to prevent online child sexual exploitation as well as how to report and get help.

If you become aware of explicit content that has been posted online, including child sexual abuse material, report the site to the **eSafety Commissioner**. They have a range of powers to take action to have content removed.

Kids Helpline is a free, confidential telephone and online counselling service for young people between 5 and 25 years old.

If a child is in immediate danger, call 000.

CONTACT US

 <https://www.thinkuknow.org.au/index.php/contact-us>

FOLLOW US

 facebook.com/ThinkUKnowAustralia

 twitter.com/ThinkUKnow_Aus



